



Marine



Continuous Level Measurement



Medical



Engine Control and Test




Hydraulics

MEYLE



Hazardous

**Pressure, Level & Flow Sensors
for all applications**



Meyer Industrie-Electronic GmbH – MEYLE


Carl-Bosch-Straße 8–12 · 49525 Lengerich/Germany
Phone: +49 5481-9385-0 · Fax: +49 5481-9385-12
Internet: www.meyle.de · E-Mail: sales@meyle.de

1 | LEVEL SENSORS

■ Switches

Electro-Optic

Industry's largest selection of electro-optic liquid level sensors is right here at MEYLE. Compact design for a small footprint anywhere space is at a premium. Solid-state switching and no moving parts ensures dependability over long service life.



■ Switches

Conductivity Level Sensors


These single- or multi-point sensors have no moving parts. Stainless steel electrodes can be cut to desired length. Team with Gems conductivity controls to provide alarm, pump-up or pump-down control in electrically conductive liquids.



■ Switches

Float

Available in a vast range of sizes, mountings and materials, MEYLE offers the broadest selection of float-type level switches anywhere. Using a proven reed switch design, float type switches deliver long, trouble-free service with precise repeatability. They are available in both single point and multi-point configurations. Multi-point switches monitor up to six levels with a single unit; lengths from a few centimeters to 3 m.



top or bottom mounting
single point

side mounting

special purpose
includes bent stems, slosh shields, temperature sensing, siphon tubes and many others

■ Switches

High Purity

MEYLE high purity sensors are designed for ultra-pure fluid applications. PTFE and PVDF resist build-up of foreign material and sticky media. These high-purity level sensors come in single, multi-point, float and electro-optic types.



2 | LEVEL SENSORS

■ Switches/Transmitters

Ultrasonic

MEYLE ultrasonic switches and transmitters are ideal for applications requiring solid-state level measurement such as those with ultrapure, dirty, coating, scaling or corrosive-type liquids. Available in contact and non-contact single point, or multi-point versions. Up to four actuation levels or continuous measurement to 12 m. Also available for small tanks less than 1.2 m. Made of polypropylene, PVDF, PFA.



■ Indicators

DIP and DRUM Indicators

Pop the cap, pull the tab—and up comes the tape to tell you exactly how much liquid remains in the tank or drum. Ideal for hazardous areas, DIP and DRUM indicators are non-electric, plus liquids and vapors remain sealed from the atmosphere. DIP indicators are designed for tanks; DRUM indicators fit 30 or 55 gallon storage drums. DIP and DRUM indicators are available in alloy, all PVC and engineered plastic versions.



■ Switches

Non-Intrusive

This sensor is a break-through in liquid sensor technology. The unique, patented piezo-resonant transducer and microprocessor based electronic control module allow the sensor to accurately detect liquid levels non-intrusively from the outside of plastic bottles. It virtually eliminates all concerns over sensor compatibility, calibration and liquid media contamination.


With simple “peel and stick” installation, liquid levels can be detected at any location on the container. The VHB® adhesive will permanently anchor the sensor in position for a lifetime of trouble free sensing.



■ Transmitters

Float

Standard lengths offer measurement from a few centimeters to 5.5 m. Choose from a variety of materials for mountings, stems and floats that includes PVC, polypropylene, PVDF, stainless steel, brass and Buna N. Signal conditioning provides outputs of 4-20 mA, 0-5 VDC and 0-12 VDC.




standard size transmitters

compact, OEM transmitters

■ Level Indicators

Visual Level Indicators

A more durable and safer alternative to breakable sight glasses. These visual level indicators feature stainless steel, alloy or engineered plastic housings that mount externally to top or sides of tanks to provide easy-to-read, continuous level gauging. Magnetic flags flip to change color as an internal float moves with the liquid surface. Optional switches, transmitters and scales increase control capabilities. Available in alloy and engineered plastic.



3 | PRESSURE SENSORS

■ Pressure Switches Piston/Diaphragm



MEYLE offers a choice of pressure switches, from compact cylindrical models for OEM use, to larger enclosed units for rugged process applications. A piston/diaphragm design, incorporating the high proof pressure of piston technology allows these switches to operate with the sensitivity and accuracy of a diaphragm design. Repeatability ranges from 0.2 to 2% of the highest set point. Enclosures include aluminum, stainless steel, baked-on enamel coating, reinforced plastic and zinc-plated steel. All are NEMA4 or NEMA4X certified.

■ Transducers Capacitive



Capacitive transducers are simple, durable and fundamentally stable. Variable capacitor technology, a rugged physical configuration, stainless steel wetted parts and a careful marriage of the mechanical assembly to the electronic circuitry combine to create highly repeatable transducers with low hysteresis and only 0.5% long-term-drift full scale per year, for low pressure applications. This large family of sensors includes models for positive pressures to 700 bar (10,000 psi) absolute vacuums, differential pressures, barometric pressure, low pressures 0–1 bar (0–15 psi) and clean-in-place 3A sanitary applications.

■ Switches Solid-State



Utilizing our proven pressure sensor and ASIC design, MEYLE solid state pressure switches offer greater accuracy and repeatability in high shock and vibration environments. They also provide an advantage over electromechanical switches when actuations exceed 50 cycles/minute and a broad frequency response is needed. Available with a large selection of pressure port and electrical connection options.

■ Transducers Submersible

95 Series pressure transducers are designed specifically to meet the rigorous conditions for ground water monitoring while providing ultimate performance. They feature a true level reading through built in specific gravity compensation over a -5°C to 45°C (23°F to 113°F) temperature range.

24 Series



95 Series

The 24 Series features silicon-based Micro-Electro-Mechanical Systems (MEMS). Its complete 'system-on-chip' enables an ultra-slim design for bore hole applications.

Both series are impervious to the effects of water, even in the highest humidity and long-term submersion.

4 | PRESSURE SENSORS

■ Pressure Transducers Sputtered Thin Film

Sputtered thin film technology provides years of worry-free measurements under demanding real-world conditions. Sputtered metallic strain gauge sensors have terrific thermal properties and superior stability specifications. Ideal for harsh applications demanding long-term service where precise laboratory-type measurements are required.



- **40 Series** — The King of Stability: just 0.06% drift per year (non-cumulative). A broad range of models include submersible, high temperature, and weather proof versions.



31/32 Series

- **31 Series** — Delivers an output signal for both temperature and pressure, providing full scale accuracy of 0.25% and long term drift to just 0.1% over the full scale per year. Unbeatable price to performance ratio in a compact package.
- **32 Series** — Features thicker diaphragm and pressure snubber to withstand pressure spikes and cavitation.

■ Pressure Transducers Chemical Vapor Deposition

MEYLE Chemical Vapor Deposition (CVD) pressure transducers and transmitters are based on a solid, proven technology. Our CVD instruments provide an effective method of overcoming the often severe limitations of other low-cost pressure measuring products. A state-of-the-art ASIC chip in each transducer provides greater linearity correction than traditional thermal compensation methods.



26 Series



22 Series

Thicker Diaphragm

Handles pulsating pressures—all stainless steel wetted parts.

CVD Sensor

Stability and high sensitivity allow use of our thicker diaphragm. 17-4 PH SS sensor beam is laser welded for distortion-free construction.

ASIC Chip

Programmability provides greater linearity correction than common thermal compensation methods.

RFI/EMI & ESD protection circuit

Meets and exceeds requirements for CE marking. Protecting against noise, voltage spikes and static discharge.



- **12/16 Series** — 4X full-scale proof pressure. Typical 0.5% full-scale accuracy.
- **22/26 Series** — 2X full-scale proof pressure. Typical 0.25% full-scale accuracy.
- **60 Series** — 5 to 1 turndown. Typical 0.15% full-scale accuracy.

5 | FLOW SENSORS

Sensors/Indicators

Electronic

These highly visible, paddle wheel designs offer accurate visual indication, flow rate sensing and switching. The visual indication is combined with a choice of either pulsed DC output 0-10V DC analog or adjustable 1 Amp switched output. Available with brass, stainless steel or hydrolytically-stable polypropylene housings. Line sizes: 0.64 to 2.5 cm (1/4" to 1"). Adjustable settings: 0.38 to 227 l/m (0.1 to 60 GPM).



Switches

Piston

Proven piston switch technology delivers high repeatability and precise calibration for liquids or gases. Fixed setpoints range from a low 50 cm³/min to 5.7 l/min (0.01 to 1.5 GPM) adjustable version features setting of 2 to 76 l/m (0.5 to 20 GPM). Special capability versions offer viscosity compensation, and high pressure handling to 103 bar (1,500 PSIG) Brass, plastic or stainless steel bodies.



Ultra-compact low flow rate sensors provide continual measurement ranging from 0.5 to 30 l/min (0.1 to 8 GPM). Their Hall-effect sensor delivers accuracy to $\pm 3\%$ of reading and 0.5% repeatability. Lightweight, they mount in any position. Incorporate flow sensing into custom assemblies with the tiny Flow Insert.

Tiny Flow insert



Switches

Paddle

Flow/No-Flow detection for pipes with 3 cm (1-1/4") diameter and up. Paddles are cut to length for desired actuation setting (from 3 to 14 cm (1-1/4" to 5-1/2")) Unique, patented cam design assures low pressure drop and does not require bellows, seals or mechanical linkages.



Switches

Shuttle

For monitoring water and oil—in line sizes 2.5 to 7.6 cm (1/2" to 3"). Accurate with 1% repeatability and low-pressure drop. Plastic, bronze, stainless steel and marine grade housings. Fixed settings from 1.9 to 378.5 l/m (0.5 to 100 GPM); adjustable settings from 2.8 to 56.8 l/m (0.75 to 15 GPM).

